

DRIVING CLASS DESCRIPTIONS

Altamont Fair, Thursday, August 19 Open Pony Show

Driving Reinsmanship—Class #35

- Class will be run as an equitation class
- There may be a pattern requested such as a figure 8—judge's choice

2-Driver Pleasure—Class #36

- There will be two passengers in the cart. The lead driver will drive counter-clockwise in the ring, following the judge's commands
- Drivers will then be asked to line up.
NOTE: If you are driving a mini, you may have the 2nd driver enter the ring at this time.
- When the judge is ready, judge will have announcer request drivers to hand the reins to the passenger (without switching seating positions)
- Passenger will then drive the pony to the rail heading in the clockwise direction. Judge will proceed with commands in this direction and line up the drivers
- To be run as a pleasure class

Driving Quadrangles—Class #37

- see pattern

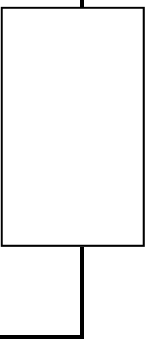
Driving Ball in the Bucket—Class #38

- see pattern

Driving Trail—Class #39

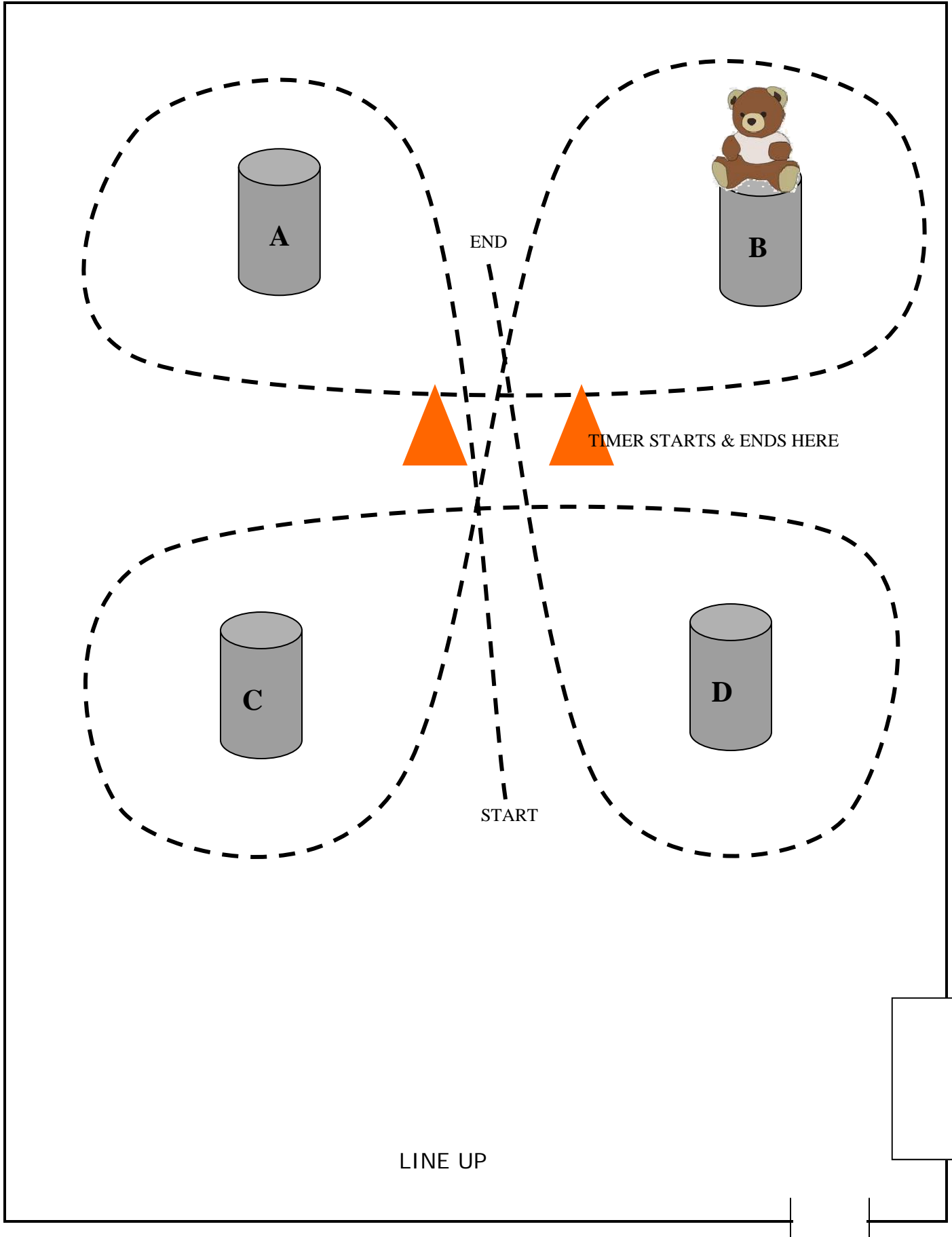
- see pattern

LINE UP



DRIVING QUADRANGLES

Altamont Fair, Thursday, August 19 Open Pony Show Class #37



DRIVING QUADRANGLES

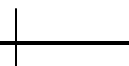
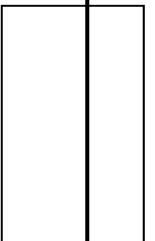
Altamont Fair, Thursday, August 19 Open Pony Show Class #37

1. Trot through cones and proceed left around Barrel A
2. Straight across ring and proceed left around Barrel B (picking up the Bear)
3. Through Cones and proceed to the right of Barrel C
4. Straight across ring and proceed to the right around Barrel D (dropping off the Bear)
5. Driver passes through cones to complete race

THIS IS A TIMED RACE. COURSE IS TO BE COMPLETED AT THE TROT

- timer begins and ends at the cones
- there is a 10 second penalty for each time you canter
- 5 point penalty if you don't pick up the bear at Barrel B
- 5 point penalty if you drop it or it falls off Barrel D

LINE UP



DRIVING BALL IN THE BUCKET

Altamont Fair, Thursday, August 19 Open Pony Show Class #38


Each driver to be given 2 golf balls at line up

1. Driver to race through cones and drop golf ball in Bucket A
2. Race to Bucket B and drop ball in
3. Race through cones

THIS IS A TIMED RACE. COURSE IS TO BE COMPLETED AT THE TROT

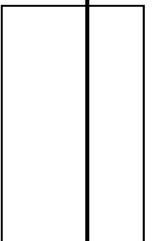
-there is a 10 second penalty for each time you canter

-5 point penalty each time you fail to get the ball into the bucket (max 10 points)



START/END HERE

LINE UP



DRIVING TRAIL

Altamont Fair Open Pony Show—August 19, 2010—Class #39

1. Walk over tarp
2. Walk between poles, stop and back out
3. Walk to mailbox, open, show letter, put back and close
4. Working trot across ring
5. Pleasure trot to the right of first cone, left around second cone, right around third cone
6. Pleasure trot with right wheel between poles
7. Walk to the final cone; stop for 5 second count
8. Walk and line up

LINE UP

